

Product data sheet

Specifications



socket, Harmony Electromechanical Relays, for RXM2 RXM4 relays, screw connec to rs, separate contact

RXZE2S114M

Product availability: Stock - Normally stocked in distribution facility

Price*: 6.10 USD

Main

Range of Product	Harmony Timer Relays
Product compatibility	Plug-in relay RXM 2 C/O Plug-in relay RXM 4 C/O Plug-in relay REXL 2 C/O Plug-in relay REXL 4 C/O Plug-in relay 782H 4 C/O
Device short name	RXZ
[Ith] conventional free air thermal current	10 A
Product or Component Type	Socket
Contacts type and composition	4 C/O

Complementary

[Ue] rated operational voltage	< 250 V IEC < 300 V UL
Connections - terminals	Screw connectors, 1 x 0.34...1 x 2.5 mm ² AWG 22...AWG 14) flexible with cable end Screw connectors, 2 x 0.34...2 x 1 mm ² AWG 22...AWG 17) flexible with cable end Screw connectors, 1 x 0.5...1 x 2.5 mm ² AWG 20...AWG 14) solid without cable end Screw connectors, 2 x 0.5...2 x 1.5 mm ² AWG 20...AWG 16) solid without cable end
Shape of pin	Flat
Tightening torque	< 1 N.m M3
Fixing mode	By screw (panel) Clip-on (35 mm symmetrical DIN rail)
Wire stripping length	0.3 in (8 mm)
Contact terminal arrangement	Separate
[Uimp] rated impulse withstand voltage	4 kV
Overvoltage category	III
Pollution degree	3
Sale per indivisible quantity	10
Width	1.06 in (27 mm)
Net Weight	0.137 lb(US) (0.062 kg)

Environment

IP degree of protection	IP20 conforming to IEC 60529
-------------------------	------------------------------

Price is "List Price" and may be subject to a trade discount – check with your local distributor or retailer for actual price.

Dielectric strength	2500 V
Standards	IEC 61984
Product Certifications	CSA Lloyd's UL
Marking	CE
Ambient Air Temperature for Storage	-40...185 °F (-40...85 °C)
Ambient Air Temperature for Operation	-40...131 °F (-40...55 °C)

Ordering and shipping details

Category	US10CP221128
Discount Schedule	0CP2
GTIN	3389119404280
Returnability	Yes
Country of origin	US

Packing Units

Unit Type of Package 1	PCE
Number of Units in Package 1	1
Package 1 Height	1.69 in (4.300 cm)
Package 1 Width	1.06 in (2.700 cm)
Package 1 Length	3.15 in (8.000 cm)
Package 1 Weight	2.257 oz (64.000 g)
Unit Type of Package 2	BB1
Number of Units in Package 2	10
Package 2 Height	2.68 in (6.800 cm)
Package 2 Width	4.53 in (11.500 cm)
Package 2 Length	5.51 in (14.000 cm)
Package 2 Weight	23.951 oz (679.000 g)
Unit Type of Package 3	S03
Number of Units in Package 3	200
Package 3 Height	11.81 in (30.000 cm)
Package 3 Width	11.81 in (30.000 cm)
Package 3 Length	15.75 in (40.000 cm)
Package 3 Weight	30.497 lb(US) (13.833 kg)

Contractual warranty

Warranty	18 months
----------	-----------

Environmental Data

Schneider Electric aims to achieve Net Zero status by 2050 through supply chain partnerships, lower impact materials, and circularity via our ongoing “Use Better, Use Longer, Use Again” campaign to extend product lifetimes and recyclability.

[How this information helps you >](#)

Environmental footprint

Carbon footprint (kg CO2 eq, Total Life cycle)	1
--	---

Environmental Disclosure	Product Environmental Profile
--------------------------	---

Use Better

Materials and Substances

Packaging made with recycled cardboard	Yes
--	-----

Packaging without single use plastic	Yes
--------------------------------------	-----

EU RoHS Directive	Pro-active compliance (Product out of EU RoHS legal scope)
-----------------------------------	---

REACH Regulation	REACH Declaration
------------------	-----------------------------------

China RoHS Regulation	China RoHS declaration
-----------------------	--

California proposition 65	WARNING: This product can expose you to chemicals including: Nickel compounds, which is known to the State of California to cause cancer, and Diisodecyl phthalate (DIDP), which is known to the State of California to cause birth defects or other reproductive harm. For more information go to www.P65Warnings.ca.gov
---------------------------	--

Use Again

Repack and remanufacture

Circularity Profile

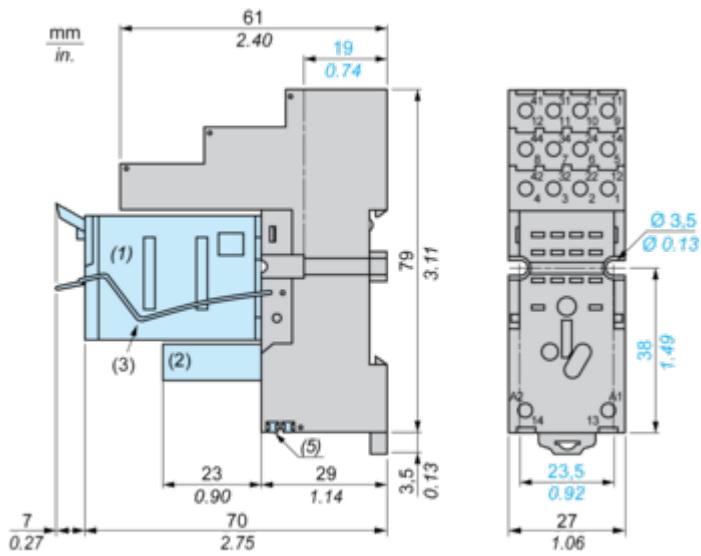
No need of specific recycling operations

Take-back

No

Dimensions Drawings

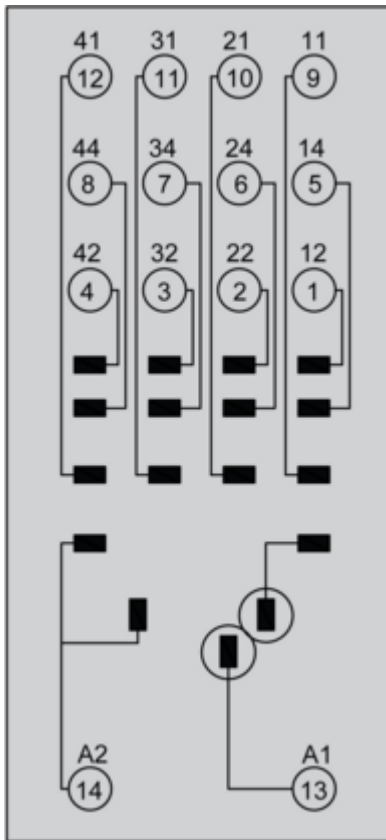
Dimensions



- (1) Relays
- (2) Protection module
- (3) Maintaining clamp
- (4) 2 elongated holes $\varnothing 3.5$ mm x 6.5 mm / $\varnothing 0.13$ in. x 0.25 in.
- (5) 2 bus jumpers

Connections and Schema

Wiring Diagram



Technical Illustration

Dimensions

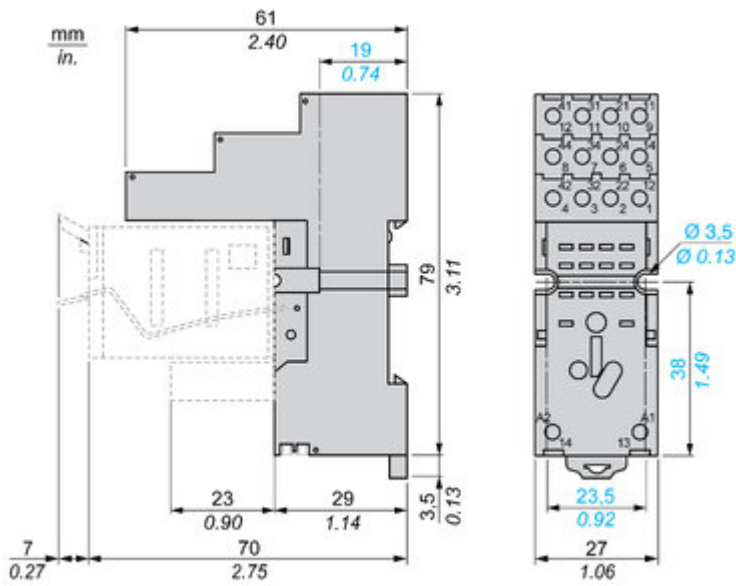


Image of product / Alternate images

Alternative





