

Product data sheet

Specifications



advanced touchscreen panel - 640 x 480 pixels VGA - 7.5" - TFT LCD - 24 V DC

XBTGT4330

⚠ Discontinued on: Dec 31, 2015

⚠ To be end-of-service on: Dec 31, 2025

⚠ Discontinued - Service only

Main

Range of Product	Harmony XBTGT
Product or Component Type	Advanced touchscreen panel
Display Type	Backlit colour TFT LCD
Display colour	65536 colours
Display Resolution	640 x 480 pixels VGA
Display size	7.5 inch
Software Type	Configuration software
Software Designation	Vijeo Designer
Operating System	Harmony
Processor name	CPU RISC
Processor frequency	266 MHz
Memory description	512 KB SRAM back up of data lithium battery 32 MB flash EPROM application memory
Integrated connection type	RJ45 COM2 serial link RS485 <= 187.5 kbit/s Siemens MPI (187.5 kbits/s) male SUB-D 9 COM1 serial link RS232C/RS422/RS485 <= 115.2 kbits/s removable screw terminal block power supply RJ45 Ethernet TCP/IP 3 removable screw terminal block digital output removable screw terminal block audio output removable screw terminal block digital input USB type A master port (V1.1)
Resistance to electrostatic discharge	6 kV IEC 61000-4-2 level 3
cut-out dimensions	204.5 (+ 1/- 0) x 159.5 (+ 1/- 0) mm

Complementary

Touch sensitive zone	1024 x 1024
Touch panel	Analogue
Backlight lifespan	54000 hours
Brightness	8 levels via touch panel
Contrast	8 levels via touch panel
Character font	Japanese (ANK, Kanji) Korean Chinese (simplified Chinese) ASCII (European characters) Taiwanese (traditional Chinese)

Price is "List Price" and may be subject to a trade discount – check with your local distributor or retailer for actual price.

[Us] rated supply voltage	24 V DC
Supply	External source
Supply voltage limits	19.2...28.8 V
Inrush current	30 A
Power consumption in W	28 W
Local signalling	for normal operation or backlighting faulty 1 LED (green or orange)
Number of pages	Limited by internal memory capacity
Downloadable protocols	Telemecanique Modicon FIPWAY Telemecanique Modicon Modbus Plus Telemecanique Modicon Modbus TCP Telemecanique Modicon Modbus Mitsubishi Melsec third party protocols Omron Sysmac third party protocols Rockwell Automation Allen-Bradley third party protocols Siemens Simatic third party protocols Telemecanique Modicon Uni-TE
Realtime clock	Built-in
Data storage equipment	1 Compact Flash card >= 1 GB
Use of slot	For 1 fieldbus communication card (Device Net, Profibus DP)
Port Ethernet	10BASE-T/100BASE-TX
Product mounting	Flush mounting
Fixing Mode	By 4 screw clamps By 4 spring clips
Front material	Aluminium alloy
Enclosure Material	PPT
Marking	CE
Width	8.5 in (215 mm)
Height	6.7 in (170 mm)
Depth	2.4 in (60 mm)
Net Weight	4.0 lb(US) (1.8 kg)

Environment

Immunity to microbreaks	10 ms
Standards	FCC Class A UL 508 UL 1604 IEC 61000-6-2 EN 61131-2 CSA C22.2 No 14
Product Certifications	UL Class 1 Division 2 T5 ATEX zone 2/22 CSA Class 1 Division 2 T4A cULus CSA Class 1 Division 2 T5 C-tick UL Class 1 Division 2 T4A
Ambient Air Temperature for Operation	32...122 °F (0...50 °C)
Ambient Air Temperature for Storage	-4...140 °F (-20...60 °C)
Relative humidity	10...90 % without condensation
Operating altitude	< 6561.68 ft (2000 m)

IP degree of protection	IP20 IEC 60529 rear panel) IP65 IEC 60529 front panel)
NEMA degree of protection	NEMA 4X front panel (indoor use)
Shock resistance	15 gn 11 ms IEC 60068-2-27
Vibration resistance	1 gn 9...150 Hz)IEC 60068-2-6 3.5 mm 5...9 Hz)IEC 60068-2-6
Resistance to electromagnetic fields	9.1 V/m (10 V/m) IEC 61000-4-3
Resistance to fast transients	2 kV IEC 61000-4-4 level 3

Ordering and shipping details

Category	22569-MAGELIS XBT-GT (AND XBT-G)
Discount Schedule	MC2
GTIN	3595863885729
Returnability	No
Country of origin	CN

Packing Units

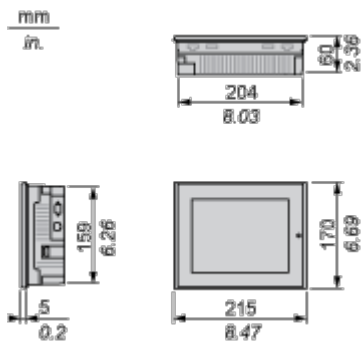
Unit Type of Package 1	PCE
Number of Units in Package 1	1
Package 1 Height	7.3 in (18.5 cm)
Package 1 Width	10.6 in (27 cm)
Package 1 Length	12.008 in (30.5 cm)
Package 1 Weight	6.072 lb(US) (2.754 kg)

Contractual warranty

Warranty	18 months
-----------------	-----------

Dimensions Drawings

Dimensions

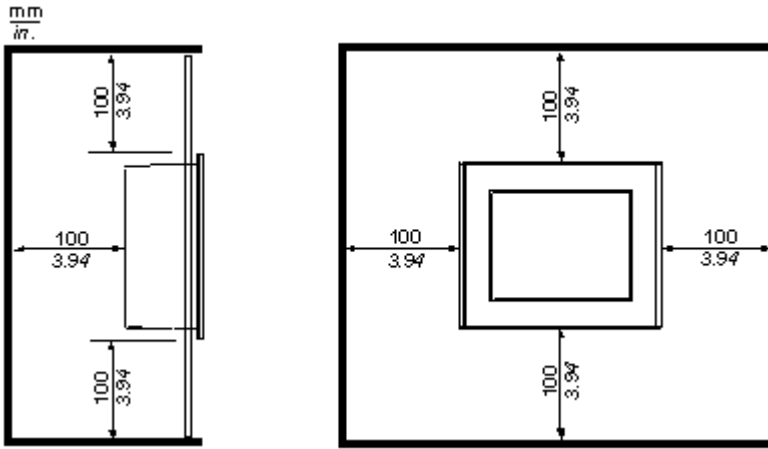


Mounting and Clearance

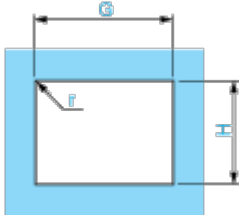
Clearance

Installation Requirements

For easier maintenance, operation and improved ventilation, be sure to install the unit at least 100 mm (3.94 in) away from adjacent structures and other equipment:



Panel Cut-out Dimensions



Dimensions in mm

Graphic Display Terminal	Cut-out for Flush Mounting			
	H (-/+ 0.1 mm)	G (-/+ 0.1 mm)	r	Panel Thickness
XBTGT1105 XBTGT1135 XBTGT1335	92.5	118	3 max.	1.6 ... 5
XBTGT2110 XBTGT2120 XBTGT2130 XBTGT2220 XBTGT2330	123.5	156	3 max.	1.6 ... 5
XBTGT4230 XBTGT4330 XBTGT4340	159.5	204.5	3 max.	1.6 ... 10
XBTGT5230 XBTGT6330 XBTGT6340	227.5	301.5	3 max.	1.6 ... 10
XBTGT5330 XBTGT5340	201	259	3 max.	1.6 ... 10
XBTGT7340	282.5	383.5	3 max.	1.6 ... 10

Dimensions in in.

Graphic Display Terminal	Cut-out for Flush Mounting			
	H (-/+0.004 in.)	G (-/+0.004 in.)	r	Panel Thickness
XBTGT1105 XBTGT1135 XBTGT1335	3.64	4.65	0.12 max.	0.06 ... 0.20
XBTGT2110 XBTGT2120 XBTGT2130 XBTGT2220 XBTGT2330	4.86	6.14	0.12 max.	0.06 ... 0.20
XBTGT4230 XBTGT4330 XBTGT4340	6.28	8.05	0.12 max.	0.06 ... 0.39
XBTGT5230 XBTGT6330 XBTGT6340	8.96	11.87	0.12 max.	0.06 ... 0.39

Graphic Display Terminal	Cut-out for Flush Mounting			
	H (-/+0.004 in.)	G (-/+0.004 in.)	r	Panel Thickness
XBTGT5330 XBTGT5340	7.91	10.20	0.12 max.	0.06 ... 0.39
XBTGT7340	11.12	15.10	0.12 max.	0.06 ... 0.39