

# Product data sheet

Specifications



advanced touchscreen panel - 320 x 240 pixels QVGA - 5.7" - TFT LCD - 24 V DC

XBTGT2930

⚠ Discontinued on: Feb 11, 2021

⚠ To be end-of-service on: Dec 31, 2024

⚠ Discontinued - Service only

**Product availability: Non-Stock - Not normally stocked in distribution facility**

## Main

Range of Product	Harmony XBTGT
Product or Component Type	Advanced touchscreen panel
Display Type	Backlit colour TFT LCD
Display colour	65536 colours
Display Resolution	320 x 240 pixels QVGA
Display size	5.7 inch
Software Type	Configuration software
Software Designation	Vijeo Designer
Operating System	Harmony
Processor name	CPU RISC
Processor frequency	266 MHz
Memory description	512 KB SRAM back up of data lithium battery 16 MB flash EPROM application memory
Integrated connection type	RJ45 COM2 serial link RS485 <= 187.5 kbit/s Siemens MPI (187.5 kbits/s) male SUB-D 9 COM1 serial link RS232C/RS422/RS485 <= 115.2 kbits/s removable screw terminal block power supply RJ45 Ethernet TCP/IP USB type A master port (V1.1) Modicon M340 terminal port communication
Resistance to electrostatic discharge	6 kV IEC 61000-4-2 level 3
cut-out dimensions	156 (+ 1/- 0) x 123.5 (+ 1/- 0) mm

## Complementary

Touch sensitive zone	1024 x 1024
Touch panel	Analogue
Backlight lifespan	75000 hours
Brightness	8 levels via touch panel
Character font	Japanese (ANK, Kanji) Taiwanese (traditional Chinese) ASCII (European characters) Chinese (simplified Chinese) Korean
[Us] rated supply voltage	24 V DC
Supply	External source

Price is "List Price" and may be subject to a trade discount – check with your local distributor or retailer for actual price.

<b>Supply voltage limits</b>	19.2...28.8 V
<b>Inrush current</b>	30 A
<b>Power consumption in W</b>	26 W
<b>Local signalling</b>	for normal operation or backlighting faulty 1 LED (green or orange)
<b>Number of pages</b>	Limited by internal memory capacity
<b>Downloadable protocols</b>	Telemecanique Modicon FIPWAY Telemecanique Modicon Modbus Plus Telemecanique Modicon Modbus TCP Telemecanique Modicon Modbus Mitsubishi Melsec third party protocols Omron Sysmac third party protocols Rockwell Automation Allen-Bradley third party protocols Siemens Simatic third party protocols Telemecanique Modicon Uni-TE
<b>Realtime clock</b>	Built-in
<b>Data storage equipment</b>	1 Compact Flash card >= 1 GB
<b>Use of slot</b>	For 1 fieldbus communication card (Device Net, Profibus DP)
<b>Port Ethernet</b>	10BASE-T/100BASE-TX
<b>Product mounting</b>	Flush mounting
<b>Fixing Mode</b>	By 2 spring clips By 4 screw clamps
<b>Front material</b>	Aluminium alloy
<b>Enclosure Material</b>	PPT
<b>Marking</b>	CE
<b>Width</b>	6.6 in (167.5 mm)
<b>Height</b>	5.3 in (135 mm)
<b>Depth</b>	2.3 in (59.5 mm)
<b>Net Weight</b>	2.2 lb(US) (1 kg)

## Environment

<b>Immunity to microbreaks</b>	5 ms
<b>Standards</b>	IEC 61000-6-2 FCC Class A EN 61131-2 UL 508
<b>Product Certifications</b>	C-tick cULus
<b>Ambient Air Temperature for Operation</b>	32...122 °F (0...50 °C)
<b>Ambient Air Temperature for Storage</b>	-4...140 °F (-20...60 °C)
<b>Relative humidity</b>	0...90 % without condensation
<b>Operating altitude</b>	< 6561.68 ft (2000 m)
<b>IP degree of protection</b>	IP20 IEC 60529 rear panel) IP65 IEC 60529 front panel)
<b>Shock resistance</b>	15 gn 11 ms IEC 60068-2-27
<b>Vibration resistance</b>	1 gn 9...150 Hz)IEC 60068-2-6 3.5 mm 5...9 Hz)IEC 60068-2-6
<b>Resistance to electromagnetic fields</b>	9.1 V/m (10 V/m) IEC 61000-4-3
<b>Resistance to fast transients</b>	2 kV IEC 61000-4-4 level 3

## Ordering and shipping details

Category	US10MC222569
Discount Schedule	0MC2
GTIN	3595864089126
Returnability	No
Country of origin	CN

## Packing Units

Unit Type of Package 1	PCE
Number of Units in Package 1	1
Package 1 Height	7.2 in (18.4 cm)
Package 1 Width	9.3 in (23.7 cm)
Package 1 Length	5.4 in (13.8 cm)
Package 1 Weight	3.208 lb(US) (1.455 kg)

## Contractual warranty

Warranty	18 months
----------	-----------

## Sustainability


**Green Premium™ label** is Schneider Electric's commitment to delivering products with best-in-class environmental performance. Green Premium promises compliance with the latest regulations, transparency on environmental impacts, as well as circular and low-CO<sub>2</sub> products.


**Guide to assessing product sustainability** is a white paper that clarifies global eco-label standards and how to interpret environmental declarations.

[Learn more about Green Premium >](#)

[Guide to assess a product's sustainability >](#)

## Well-being performance

 Mercury Free

 Rohs Exemption Information [Yes](#)

**Reach Regulation** [REACH Declaration](#)

**Eu Rohs Directive** Pro-active compliance (Product out of EU RoHS legal scope)

**China Rohs Regulation** [China RoHS declaration](#)

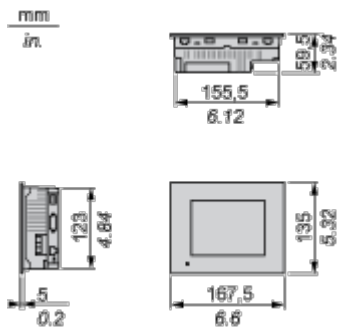
**Weee** The product must be disposed on European Union markets following specific waste collection and never end up in rubbish bins.

**California Proposition 65** "WARNING: This product can expose you to chemicals including: Lead and lead compounds, which is known to the State of California to cause cancer and birth defects or other reproductive harm. For more information go to [www.P65Warnings.ca.gov](http://www.P65Warnings.ca.gov)"

Dimensions Drawings

Dimensions

---



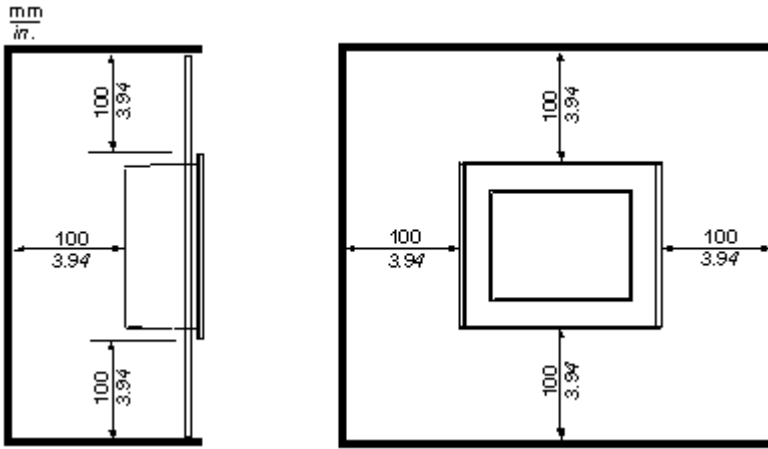
Mounting and Clearance

Clearance

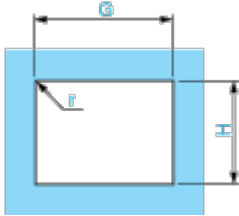
---

Installation Requirements

For easier maintenance, operation and improved ventilation, be sure to install the unit at least 100 mm (3.94 in) away from adjacent structures and other equipment:



Panel Cut-out Dimensions



Dimensions in mm

Graphic Display Terminal	Cut-out for Flush Mounting			
	H (-/+ 0.1 mm)	G (-/+ 0.1 mm)	r	Panel Thickness
XBTGT1105 XBTGT1135 XBTGT1335	92.5	118	3 max.	1.6 ... 5
XBTGT2110 XBTGT2120 XBTGT2130 XBTGT2220 XBTGT2330	123.5	156	3 max.	1.6 ... 5
XBTGT4230 XBTGT4330 XBTGT4340	159.5	204.5	3 max.	1.6 ... 10
XBTGT5230 XBTGT6330 XBTGT6340	227.5	301.5	3 max.	1.6 ... 10
XBTGT5330 XBTGT5340	201	259	3 max.	1.6 ... 10
XBTGT7340	282.5	383.5	3 max.	1.6 ... 10

Dimensions in in.

Graphic Display Terminal	Cut-out for Flush Mounting			
	H (-/+0.004 in.)	G (-/+0.004 in.)	r	Panel Thickness
XBTGT1105 XBTGT1135 XBTGT1335	3.64	4.65	0.12 max.	0.06 ... 0.20
XBTGT2110 XBTGT2120 XBTGT2130 XBTGT2220 XBTGT2330	4.86	6.14	0.12 max.	0.06 ... 0.20
XBTGT4230 XBTGT4330 XBTGT4340	6.28	8.05	0.12 max.	0.06 ... 0.39
XBTGT5230 XBTGT6330 XBTGT6340	8.96	11.87	0.12 max.	0.06 ... 0.39

Graphic Display Terminal	Cut-out for Flush Mounting			
	H (-/+0.004 in.)	G (-/+0.004 in.)	r	Panel Thickness
XBTGT5330 XBTGT5340	7.91	10.20	0.12 max.	0.06 ... 0.39
XBTGT7340	11.12	15.10	0.12 max.	0.06 ... 0.39