

Product datasheet

Specifications



advanced touchscreen panel - 320 x 240 pixels QVGA - 5.7" TFT LCD - 24 V DC

XBTGT2330

! Discontinued

! Discontinued on: 31-Dec-2015

! To be end-of-service on: 31-Dec-2025

Main

Range of product	Harmony XBTGT
Product or component type	Advanced touchscreen panel
Display type	Backlit colour TFT LCD
Display colour	65536 colours
Display resolution	320 x 240 pixels QVGA
Display size	5.7 inch
Software type	Configuration software
Software designation	Vijeo Designer
Operating system	Harmony
Processor name	CPU RISC
Processor frequency	133 MHz
Memory description	512 KB SRAM back up of data with lithium battery back-up 16 MB flash EPROM application memory
Integrated connection type	male SUB-D 9 connector COM1 serial link with RS232C/RS422/RS485 interface at <= 115.2 kbits/s removable screw terminal block connector power supply RJ45 connector Ethernet TCP/IP USB type A master port (V1.1), compatible with Modicon M340 terminal port communication RJ45 connector COM2 serial link with RS485 interface at <= 187.5 kbit/s
Resistance to electrostatic discharge	6 kV conforming to IEC 61000-4-2 level 3
cut-out dimensions	156 (+ 1/- 0) x 123.5 (+ 1/- 0) mm

Complementary

Touch sensitive zone	1024 x 1024
Touch panel	Analogue
Backlight lifespan	50000 hours
Brightness	8 levels via touch panel
Character font	Japanese (ANK, Kanji) ASCII (European characters) Chinese (simplified Chinese) Korean Taiwanese (traditional Chinese)
[Us] rated supply voltage	24 V DC
Supply	External source

Supply voltage limits	19.2...28.8 V
Inrush current	30 A
Power consumption in W	26 W
Local signalling	1 LED (green or orange) for normal operation or backlighting faulty
Number of pages	Limited by internal memory capacity
Downloadable protocols	Telemecanique Modicon FIPWAY Telemecanique Modicon Modbus Plus Telemecanique Modicon Modbus TCP/IP Telemecanique Modicon Modbus Mitsubishi Melsec third party protocols Omron Sysmac third party protocols Rockwell Automation Allen-Bradley third party protocols Siemens Simatic third party protocols Telemecanique Modicon Uni-TE
Realtime clock	Built-in
Data storage equipment	1 Compact Flash card >= 1 GB
Use of slot	For 1 fieldbus communication card (Device Net, Profibus DP)
Port Ethernet	10BASE-T/100BASE-TX
Product mounting	Flush mounting
Fixing mode	By 4 screw clamps By 2 spring clips
Front material	Aluminium alloy
Enclosure material	PPT
Marking	CE
Width	167.5 mm
Height	135 mm
Depth	59.5 mm
Net weight	1 kg

Environment

Immunity to microbreaks	5 ms
Standards	UL 1604 UL 508 EN 61131-2 FCC Class A IEC 61000-6-2 CSA C22.2 No 14
Product certifications	UL Class 1 Division 2 T4A ATEX zone 2/22 cULus CSA Class 1 Division 2 T5 CSA Class 1 Division 2 T4A C-Tick UL Class 1 Division 2 T5
Ambient air temperature for operation	0...50 °C
Ambient air temperature for storage	-20...60 °C
Relative humidity	0...90 % without condensation
Operating altitude	< 2000 m
IP degree of protection	IP20 (rear panel) conforming to IEC 60529 IP65 (front panel) conforming to IEC 60529
NEMA degree of protection	NEMA 4X front panel (indoor use)

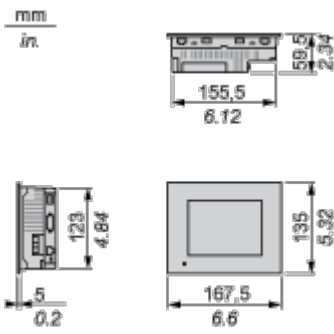
Shock resistance	15 gn for 11 ms conforming to IEC 60068-2-27
Vibration resistance	1 gn conforming to IEC 60068-2-6 (f = 9...150 Hz) 3.5 mm conforming to IEC 60068-2-6 (f = 5...9 Hz)
Resistance to electromagnetic fields	10 V/m conforming to IEC 61000-4-3
Resistance to fast transients	2 kV conforming to IEC 61000-4-4 level 3

Contractual warranty

Warranty	18 months
-----------------	-----------

Dimensions Drawings

Dimensions

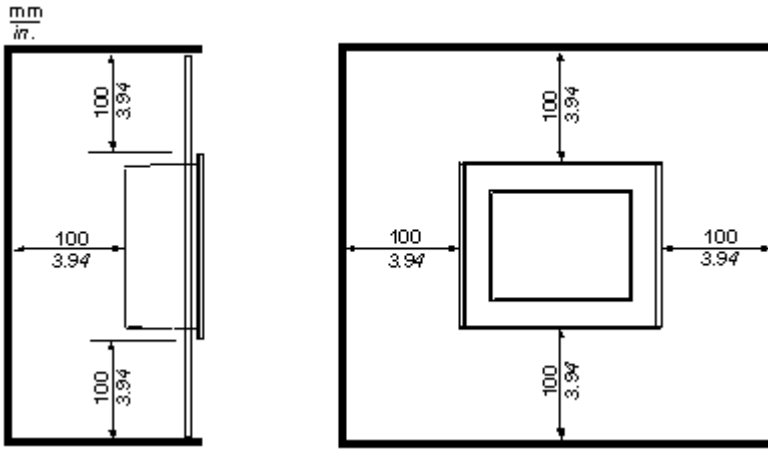


Mounting and Clearance

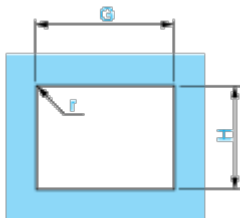
Clearance

Installation Requirements

For easier maintenance, operation and improved ventilation, be sure to install the unit at least 100 mm (3.94 in) away from adjacent structures and other equipment:



Panel Cut-out Dimensions



Dimensions in mm

Graphic Display Terminal	Cut-out for Flush Mounting			
	H (-/+ 0.1 mm)	G (-/+ 0.1 mm)	r	Panel Thickness
XBTGT1105 XBTGT1135 XBTGT1335	92.5	118	3 max.	1.6 ... 5
XBTGT2110 XBTGT2120 XBTGT2130 XBTGT2220 XBTGT2330	123.5	156	3 max.	1.6 ... 5
XBTGT4230 XBTGT4330 XBTGT4340	159.5	204.5	3 max.	1.6 ... 10
XBTGT5230 XBTGT6330 XBTGT6340	227.5	301.5	3 max.	1.6 ... 10
XBTGT5330 XBTGT5340	201	259	3 max.	1.6 ... 10
XBTGT7340	282.5	383.5	3 max.	1.6 ... 10

Dimensions in in.

Graphic Display Terminal	Cut-out for Flush Mounting			
	H (-/+0.004 in.)	G (-/+0.004 in.)	r	Panel Thickness
XBTGT1105 XBTGT1135 XBTGT1335	3.64	4.65	0.12 max.	0.06 ... 0.20
XBTGT2110 XBTGT2120 XBTGT2130 XBTGT2220 XBTGT2330	4.86	6.14	0.12 max.	0.06 ... 0.20
XBTGT4230 XBTGT4330 XBTGT4340	6.28	8.05	0.12 max.	0.06 ... 0.39
XBTGT5230 XBTGT6330 XBTGT6340	8.96	11.87	0.12 max.	0.06 ... 0.39

Graphic Display Terminal	Cut-out for Flush Mounting			
	H (-/+0.004 in.)	G (-/+0.004 in.)	r	Panel Thickness
XBTGT5330 XBTGT5340	7.91	10.20	0.12 max.	0.06 ... 0.39
XBTGT7340	11.12	15.10	0.12 max.	0.06 ... 0.39