

Product data sheet

Specifications



advanced touchscreen panel - 320 x 240 pixels QVGA - 5.7" - 24 V

XBTGT2120

⚠ Discontinued on: Jul 31, 2024

⚠ Discontinued

Main

Range of Product	Harmony XBTGT
Product or Component Type	Advanced touchscreen panel
Display Type	Backlit monochrome STN LCD
Display colour	16 levels of grey Black and white
Display Resolution	320 x 240 pixels QVGA
Display size	5.7 inch
Software Type	Configuration software
Software Designation	Vijeo Designer
Operating System	Harmony
Processor name	CPU RISC
Processor frequency	133 MHz
Memory description	512 KB SRAM back up of data lithium battery 16 MB flash EPROM application memory
Integrated connection type	male SUB-D 9 COM1 serial link RS232C/RS422/RS485 <= 115.2 kbits/s removable screw terminal block power supply USB type A master port (V1.1) Modicon M340 terminal port communication RJ45 COM2 serial link RS485 <= 187.5 kbit/s
Resistance to electrostatic discharge	6 kV IEC 61000-4-2 level 3
cut-out dimensions	156 (+ 1/- 0) x 123.5 (+ 1/- 0) mm

Complementary

Touch sensitive zone	1024 x 1024
Touch panel	Analogue
Backlight lifespan	58000 hours
Brightness	8 levels via touch panel
Contrast	8 levels via touch panel
Character font	Taiwanese (traditional Chinese) Korean Japanese (ANK, Kanji) ASCII (European characters) Chinese (simplified Chinese)
[Us] rated supply voltage	24 V DC
Supply	External source

Price is "List Price" and may be subject to a trade discount – check with your local distributor or retailer for actual price.

Supply voltage limits	19.2...28.8 V
Inrush current	30 A
Power consumption in W	26 W
Local signalling	for normal operation or backlighting faulty 1 LED (green or orange)
Number of pages	Limited by internal memory capacity
Downloadable protocols	Telemecanique Modicon FIPWAY Telemecanique Modicon Modbus Plus Telemecanique Modicon Modbus TCP/IP Telemecanique Modicon Modbus Mitsubishi Melsec third party protocols Omron Sysmac third party protocols Rockwell Automation Allen-Bradley third party protocols Siemens Simatic third party protocols Telemecanique Modicon Uni-TE
Realtime clock	Built-in
Data storage equipment	1 Compact Flash card >= 1 GB
Use of slot	For 1 fieldbus communication card (Device Net, Profibus DP)
Product mounting	Flush mounting
Fixing Mode	By 2 spring clips By 4 screw clamps
Front material	Aluminium alloy
Enclosure Material	PPT
Marking	CE
Width	6.6 in (167.5 mm)
Height	5.3 in (135 mm)
Depth	2.3 in (59.5 mm)
Net Weight	2.2 lb(US) (1 kg)

Environment

Immunity to microbreaks	5 ms
Standards	UL 508 IEC 61000-6-2 CSA C22.2 No 14 UL 1604 EN 61131-2 FCC Class A
Product Certifications	UL Class 1 Division 2 T4A cULus CSA Class 1 Division 2 T4A ATEX zone 2/22 CSA Class 1 Division 2 T5 UL Class 1 Division 2 T5 C-tick
Ambient Air Temperature for Operation	32...122 °F (0...50 °C)
Ambient Air Temperature for Storage	-4...140 °F (-20...60 °C)
Relative humidity	0...90 % without condensation
Operating altitude	< 6561.68 ft (2000 m)
IP degree of protection	IP20 IEC 60529 rear panel) IP65 IEC 60529 front panel)
NEMA degree of protection	NEMA 4X front panel (indoor use)
Shock resistance	15 gn 11 ms IEC 60068-2-27

Vibration resistance	1 gn 9...150 Hz)IEC 60068-2-6 3.5 mm 5...9 Hz)IEC 60068-2-6
Resistance to electromagnetic fields	9.1 V/m (10 V/m) IEC 61000-4-3
Resistance to fast transients	2 kV IEC 61000-4-4 level 3

Ordering and shipping details

Category	22569-MAGELIS XBT-GT (AND XBT-G)
Discount Schedule	MC2
GTIN	3595863885361
Returnability	No
Country of origin	CN

Packing Units

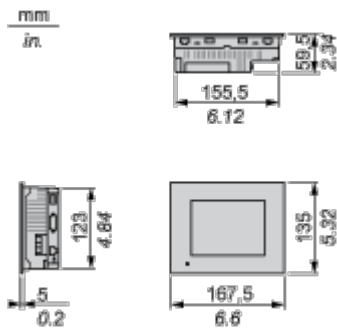
Unit Type of Package 1	PCE
Number of Units in Package 1	1
Package 1 Height	5.5 in (14 cm)
Package 1 Width	7.2 in (18.4 cm)
Package 1 Length	9.4 in (24 cm)
Package 1 Weight	2.873 lb(US) (1.303 kg)

Contractual warranty

Warranty	18 months
-----------------	-----------

Dimensions Drawings

Dimensions

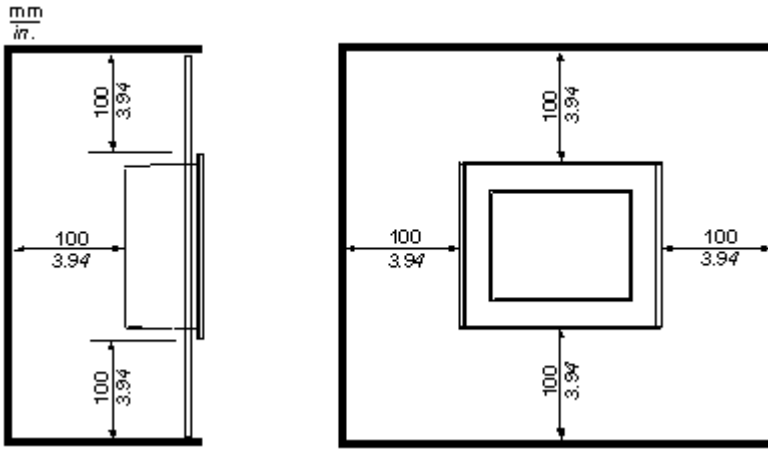


Mounting and Clearance

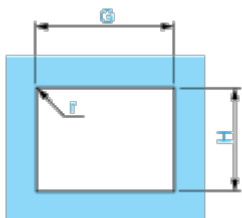
Clearance

Installation Requirements

For easier maintenance, operation and improved ventilation, be sure to install the unit at least 100 mm (3.94 in) away from adjacent structures and other equipment:



Panel Cut-out Dimensions



Dimensions in mm

Graphic Display Terminal	Cut-out for Flush Mounting			
	H (-/+ 0.1 mm)	G (-/+ 0.1 mm)	r	Panel Thickness
XBTGT1105 XBTGT1135 XBTGT1335	92.5	118	3 max.	1.6 ... 5
XBTGT2110 XBTGT2120 XBTGT2130 XBTGT2220 XBTGT2330	123.5	156	3 max.	1.6 ... 5
XBTGT4230 XBTGT4330 XBTGT4340	159.5	204.5	3 max.	1.6 ... 10
XBTGT5230 XBTGT6330 XBTGT6340	227.5	301.5	3 max.	1.6 ... 10
XBTGT5330 XBTGT5340	201	259	3 max.	1.6 ... 10
XBTGT7340	282.5	383.5	3 max.	1.6 ... 10

Dimensions in in.

Graphic Display Terminal	Cut-out for Flush Mounting			
	H (-/+0.004 in.)	G (-/+0.004 in.)	r	Panel Thickness
XBTGT1105 XBTGT1135 XBTGT1335	3.64	4.65	0.12 max.	0.06 ... 0.20
XBTGT2110 XBTGT2120 XBTGT2130 XBTGT2220 XBTGT2330	4.86	6.14	0.12 max.	0.06 ... 0.20
XBTGT4230 XBTGT4330 XBTGT4340	6.28	8.05	0.12 max.	0.06 ... 0.39
XBTGT5230 XBTGT6330 XBTGT6340	8.96	11.87	0.12 max.	0.06 ... 0.39

Graphic Display Terminal	Cut-out for Flush Mounting			
	H (-/+0.004 in.)	G (-/+0.004 in.)	r	Panel Thickness
XBTGT5330 XBTGT5340	7.91	10.20	0.12 max.	0.06 ... 0.39
XBTGT7340	11.12	15.10	0.12 max.	0.06 ... 0.39