

# Product datasheet

Specifications



round pilot light Ø 22 - yellow - BA 9s -  $\leq 250$  V - screw clamp terminals

XB7EV65P

## Main

range of product	Harmony XB7
product or component type	Pilot light
Device short name	XB7
Mounting diameter	22 mm
Sale per indivisible quantity	10
Operator additional information	With plain lens
Light source	Incandescent (bulb not included)
Device presentation	Monolithic product

## Complementary

Height	29 mm
Width	29 mm
Depth	54 mm
Terminals description ISO n°1	(X1-X2)PL
net weight	0.018 kg
Overvoltage category	Class II conforming to IEC 60536
Device mounting	Fixing hole - diameter: 22.5 mm 22.3 +0.4/0 conforming to IEC 60947-5-1
Fixing center	$\geq 30 \times 40$ mm (support panel) metal - thickness: 1...6 mm $\geq 30 \times 40$ mm (support panel) plastic - thickness: 2...6 mm
Fixing mode	Fixing nut beneath head: 2...2.4 N.m
Shape of signaling unit head	Round
Cap/operator or lens colour	Yellow
Connections - terminals	Faston connectors, connection size: 6.35 x 0.8 mm conforming to IEC 60947-1 Forked type tag connectors, connection size: 6.5 mm conforming to IEC 60947-1 Screw clamp terminals, $\leq 2 \times 1.5$ mm <sup>2</sup> with cable end conforming to IEC 60947-1 Screw clamp terminals, 1 x 0.22...2 x 2.5 mm <sup>2</sup> without cable end conforming to IEC 60947-1
Tightening torque	0.8...1.2 N.m conforming to IEC 60947-1
Shape of screw head	Cross compatible with JIS No 1 screwdriver Cross compatible with Philips no 1 screwdriver Cross compatible with pozidriv No 1 screwdriver Slotted compatible with flat Ø 4 mm screwdriver Slotted compatible with flat Ø 5.5 mm screwdriver
[Ui] rated insulation voltage	250 V (pollution degree 3) conforming to IEC 60947-1
[Uimp] rated impulse withstand voltage	6 kV conforming to IEC 60947-1

Signalling type	Steady
Bulb base	BA 9s
Light block supply	Direct
[Us] rated supply voltage	<= 250 V
Compatibility code	XB7

## Environment

protective treatment	TH
ambient air temperature for storage	-40...70 °C
ambient air temperature for operation	-25...55 °C
IP degree of protection	IP20 (rear face) conforming to IEC 60529 IP54 (front face) conforming to IEC 60529
NEMA degree of protection	NEMA 12
Standards	CSA C22.2 No 14 UL 508 IEC 60947-5-1 IEC 60947-1 JIS C8201-5-1 JIS C8201-1
Vibration resistance	5 gn (f= 2...500 Hz) conforming to IEC 60068-2-6
Shock resistance	50 gn (duration = 11 ms) for half sine wave acceleration conforming to IEC 60068-2-27
Electromagnetic compatibility	Disturbing field emission class B conforming to IEC 55011

## Packing Units

Unit Type of Package 1	PCE
Number of Units in Package 1	1
Package 1 Height	3.000 cm
Package 1 Width	3.000 cm
Package 1 Length	5.500 cm
Package 1 Weight	17.000 g
Unit Type of Package 2	BB1
Number of Units in Package 2	10
Package 2 Height	5.000 cm
Package 2 Width	11.000 cm
Package 2 Length	16.000 cm
Package 2 Weight	176.000 g
Unit Type of Package 3	S01
Number of Units in Package 3	100
Package 3 Height	15.000 cm
Package 3 Width	15.000 cm
Package 3 Length	40.000 cm
Package 3 Weight	2.059 kg

## Contractual warranty

---

Warranty

12 months

## Sustainability

**Green Premium™ label** is Schneider Electric's commitment to delivering products with best-in-class environmental performance. Green Premium promises compliance with the latest regulations, transparency on environmental impacts, as well as circular and low-CO<sub>2</sub> products.

**Guide to assessing product sustainability** is a white paper that clarifies global eco-label standards and how to interpret environmental declarations.

[Learn more about Green Premium >](#)

[Guide to assess a product's sustainability >](#)



Transparency RoHS/REACH

## Well-being performance

✓ Reach Free Of Svhc

✓ Toxic Heavy Metal Free

✓ Mercury Free

✓ Rohs Exemption Information [Yes](#)

## Certifications & Standards

**Reach Regulation**

[REACH Declaration](#)

**Eu Rohs Directive**

Pro-active compliance (Product out of EU RoHS legal scope)

[EU RoHS Declaration](#)

**China Rohs Regulation**

[China RoHS declaration](#)

**Environmental Disclosure**

[Product Environmental Profile](#)

**Weee**

The product must be disposed on European Union markets following specific waste collection and never end up in rubbish bins

**Circularity Profile**

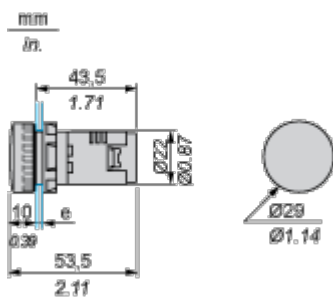
[End of Life Information](#)

Dimensions Drawings

Pilot Light with Screw Terminal

---

Dimensions



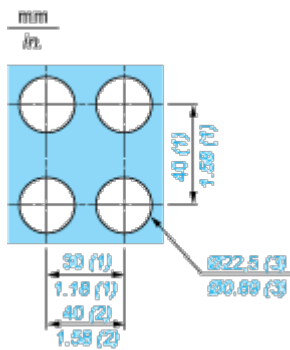
e Support panel thickness: 1 to 6 mm/0.4 to 0.24 in. (metal), 2 to 6 mm/0.8 to 0.24 in. (plastic).

Mounting and Clearance

Mounting

---

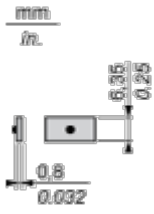
Diameter of Finished Fixing Holes



- (1) Minimum value.
- (2) 40 mm/1.58 in. for Emergency switching off pushbutton only.
- (3) Standard value:  $\varnothing$  22.3 (0; + 0.4) mm/ $\varnothing$  0.88 (0; + 0.02) in.

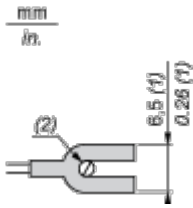
Faston Clip Connection

---



### “U” Type Tag Connection

---



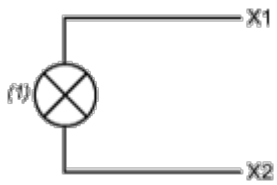
- (1) 6.5 mm/0.26 in. recommended, 7 mm/0.28 in. max.
- (2) M3 screw clamp terminal.



Connections and Schema

**Wiring Diagram**

---



(1) bulb BA 9s