

# Product data sheet

Specifications



Illuminated push button, Harmony XB4, metal, red flush, 22mm, universal LED, plain lens, 1NO + 1NC, 24V AC DC

XB4BW34B5

**Product availability:** Stock - Normally stocked in distribution facility

**Important message:** A change in appearance may be noted on the product but does not affect its use in terms of function and safety. This makes it compatible with our Universal LED blocks

**Price\*:** 119.00 USD

## Main

Range of Product	Harmony XB4
Product or Component Type	Illuminated push-button
Device short name	XB4
Bezel material	Chromium plated metal
Fixing collar material	Zamak
Mounting diameter	0.9 in (22.5 mm)
Sale per indivisible quantity	1
Head type	Standard
Shape of signaling unit head	Round
Type of operator	spring return
Operator profile	Red flush
Operator additional information	With plain lens
Contacts type and composition	1 NO + 1 NC
Contact operation	Slow-break
Connections - terminals	Screw clamp terminals, $\leq 2 \times 1.5 \text{ mm}^2$ with cable end IEC 60947-1 Screw clamp terminals, $1 \times 0.22...2 \times 2.5 \text{ mm}^2$ without cable end IEC 60947-1
Light source	Universal LED
Bulb base	Integral LED
[Us] rated supply voltage	24 V AC/DC 50/60 Hz

## Complementary

Height	1.9 in (47 mm)
Width	1.2 in (30 mm)
Depth	2.2 in (57 mm)
Terminals description ISO n°1	(13-14)NO (21-22)NC
Net Weight	0.214 lb(US) (0.097 kg)
Resistance to high pressure washer	1015.3 psi (7000000 Pa) 131.000000000 °F (55 °C) 0.1 m

Price is "List Price" and may be subject to a trade discount – check with your local distributor or retailer for actual price.

<b>Contacts usage</b>	Standard contacts
<b>Positive opening</b>	With IEC 60947-5-1 appendix K
<b>Operating travel</b>	0.06 in (1.5 mm) NC changing electrical state) 0.1 in (2.6 mm) NO changing electrical state) 0.2 in (4.3 mm) total travel)
<b>Operating force</b>	3.5 N NC changing electrical state 3.8 N
<b>Mechanical durability</b>	10000000 cycles
<b>Tightening torque</b>	7.08...10.6 lbf.in (0.8...1.2 N.m) IEC 60947-1
<b>Shape of screw head</b>	Cross Philips no 1 Cross pozidriv No 1 Slotted flat Ø 4 mm Slotted flat Ø 5.5 mm
<b>Contacts material</b>	Silver alloy (Ag/Ni)
<b>Short-circuit protection</b>	10 A cartridge fuse gG IEC 60947-5-1
<b>[I<sub>th</sub>] conventional free air thermal current</b>	10 A IEC 60947-5-1
<b>[U<sub>i</sub>] rated insulation voltage</b>	600 V 3)IEC 60947-1
<b>[U<sub>imp</sub>] rated impulse withstand voltage</b>	6 kV IEC 60947-1
<b>[I<sub>e</sub>] rated operational current</b>	3 A 240 V, AC-15, A600 IEC 60947-5-1 6 A 120 V, AC-15, A600 IEC 60947-5-1 0.1 A 600 V, DC-13, Q600 IEC 60947-5-1 0.27 A 250 V, DC-13, Q600 IEC 60947-5-1 0.55 A 125 V, DC-13, Q600 IEC 60947-5-1 1.2 A 600 V, AC-15, A600 IEC 60947-5-1
<b>Electrical durability</b>	1000000 cycles, AC-15, 2 A 230 V 3600 cyc/h 0.5 IEC 60947-5-1 appendix C 1000000 cycles, AC-15, 3 A 120 V 3600 cyc/h 0.5 IEC 60947-5-1 appendix C 1000000 cycles, AC-15, 4 A 24 V 3600 cyc/h 0.5 IEC 60947-5-1 appendix C 1000000 cycles, DC-13, 0.2 A 110 V 3600 cyc/h 0.5 IEC 60947-5-1 appendix C 1000000 cycles, DC-13, 0.5 A 24 V 3600 cyc/h 0.5 IEC 60947-5-1 appendix C
<b>Electrical reliability</b>	$\Lambda < 10\exp(-6)$ 5 V 1 mA in clean environment IEC 60947-5-4 $\Lambda < 10\exp(-8)$ 17 V 5 mA in clean environment IEC 60947-5-4
<b>Signalling type</b>	Steady
<b>Current Consumption</b>	18 mA
<b>Service life</b>	100000 h at rated voltage and 25 °C
<b>Surge withstand</b>	1 kV IEC 61000-4-5
<b>Supply voltage limits</b>	19.2...30 V DC 21.6...26.4 V AC
<b>Device presentation</b>	Complete product

## Environment

<b>protective treatment</b>	TH
<b>Ambient Air Temperature for Storage</b>	-40.0000000000...158.0000000000 °F (-40...70 °C)
<b>Ambient Air Temperature for Operation</b>	-40.0000000000...158.0000000000 °F (-40...70 °C)
<b>Electrical shock protection class</b>	Class I IEC 60536
<b>IP degree of protection</b>	IP66 IEC 60529 IP67 IP69 IP69K
<b>NEMA degree of protection</b>	NEMA 13 NEMA 4X
<b>IK degree of protection</b>	IK06 conforming to IEC 50102

<b>Standards</b>	IEC 60947-5-5 UL 508 IEC 60947-5-1 CSA C22.2 No 14 IEC 60947-1 IEC 60947-5-4 JIS C8201-5-1 JIS C8201-1
<b>Product Certifications</b>	BV UL Listed DNV CSA LROS (Lloyds register of shipping) GL
<b>Vibration resistance</b>	5 gn 2...500 Hz)IEC 60068-2-6
<b>Shock resistance</b>	30 gn 18 ms) half sine wave acceleration IEC 60068-2-27 50 gn 11 ms) half sine wave acceleration IEC 60068-2-27
<b>Resistance to fast transients</b>	2 kV IEC 61000-4-4
<b>Resistance to electromagnetic fields</b>	9.1 V/m (10 V/m) IEC 61000-4-3
<b>Resistance to electrostatic discharge</b>	6 kV on contact (on metal parts) IEC 61000-4-2 8 kV in free air (in insulating parts) IEC 61000-4-2
<b>Electromagnetic emission</b>	Class B IEC 55011

## Ordering and shipping details

<b>Category</b>	US10CS222468
<b>Discount Schedule</b>	0CS2
<b>GTIN</b>	3389110892055
<b>Returnability</b>	Yes
<b>Country of origin</b>	US

## Packing Units

<b>Unit Type of Package 1</b>	PCE
<b>Number of Units in Package 1</b>	1
<b>Package 1 Height</b>	1.378 in (3.500 cm)
<b>Package 1 Width</b>	2.165 in (5.500 cm)
<b>Package 1 Length</b>	3.543 in (9.000 cm)
<b>Package 1 Weight</b>	3.397 oz (96.300 g)
<b>Unit Type of Package 2</b>	S03
<b>Number of Units in Package 2</b>	150
<b>Package 2 Height</b>	11.811 in (30.000 cm)
<b>Package 2 Width</b>	11.811 in (30.000 cm)
<b>Package 2 Length</b>	15.748 in (40.000 cm)
<b>Package 2 Weight</b>	32.776 lb(US) (14.867 kg)
<b>Unit Type of Package 3</b>	P06
<b>Number of Units in Package 3</b>	1200
<b>Package 3 Height</b>	29.528 in (75.000 cm)
<b>Package 3 Width</b>	31.496 in (80.000 cm)
<b>Package 3 Length</b>	23.622 in (60.000 cm)

---

Package 3 Weight

279.837 lb(US) (126.932 kg)

## Contractual warranty

---

Warranty

18 months

## Sustainability

**Green Premium™ label** is Schneider Electric's commitment to delivering products with best-in-class environmental performance. Green Premium promises compliance with the latest regulations, transparency on environmental impacts, as well as circular and low-CO<sub>2</sub> products.

**Guide to assessing product sustainability** is a white paper that clarifies global eco-label standards and how to interpret environmental declarations.

[Learn more about Green Premium >](#)

[Guide to assess a product's sustainability >](#)



Transparency RoHS/REACH

## Well-being performance

Mercury Free

Rohs Exemption Information Yes

## Certifications & Standards

Reach Regulation [REACH Declaration](#)

Eu Rohs Directive Pro-active compliance (Product out of EU RoHS legal scope)

China Rohs Regulation [China RoHS declaration](#)

Environmental Disclosure [Product Environmental Profile](#)

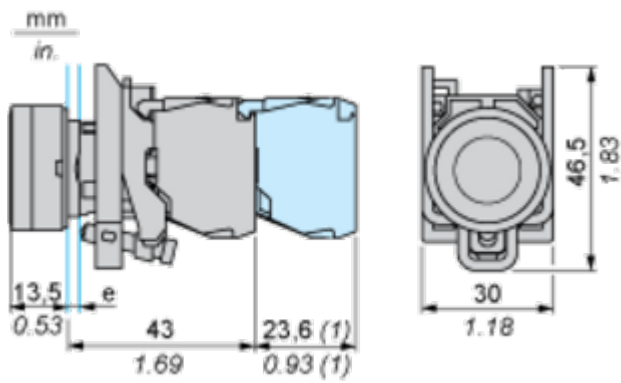
Weee The product must be disposed on European Union markets following specific waste collection and never end up in rubbish bins.

Circularity Profile [End of Life Information](#)

California Proposition 65 "WARNING: This product can expose you to chemicals including: Lead and lead compounds, which is known to the State of California to cause cancer and birth defects or other reproductive harm. For more information go to [www.P65Warnings.ca.gov](http://www.P65Warnings.ca.gov)"

Dimensions Drawings

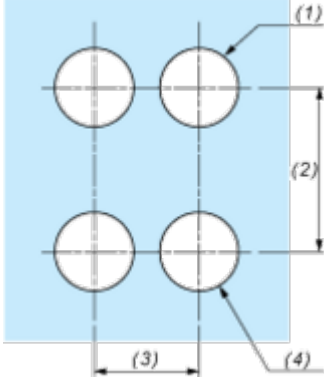
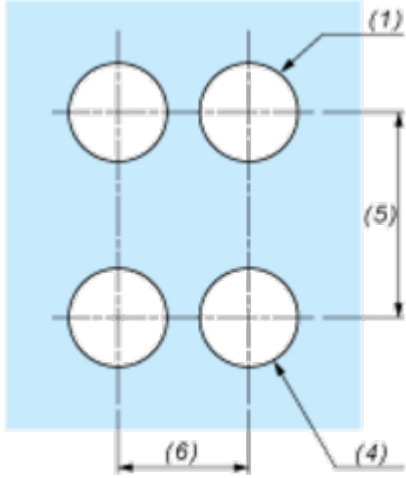
Dimensions



e : clamping thickness: 1 to 6 mm / 0.04 to 0.24 in.  
 (1) Additional row of contacts or double contact

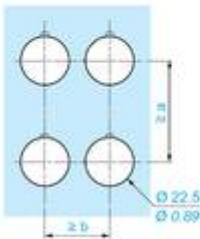
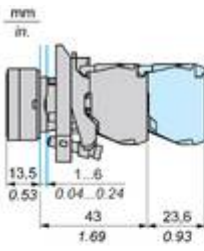
Mounting and Clearance

**Panel Cut-out for Pushbuttons, Switches and Pilot Lights (Finished Holes, Ready for Installation)**

Connection by Screw Clamp Terminals or Plug-in Connectors or on Printed Circuit Board	Connection by Faston Connectors
	
<p>(1) Diameter on finished panel or support                  (2) 40 mm min. / 1.57 in. min.                  (3) 30 mm min. / 1.18 in. min.                  (4) <math>\varnothing 22.5</math> mm / 0.89 in. recommended (<math>\varnothing 22.3</math> mm <math>^{+0.4}_0</math> / 0.88 in. <math>^{+0.016}_0</math>)                  (5) 45 mm min. / 1.78 in. min.                  (6) 32 mm min. / 1.26 in. min.</p>	

Technical Illustration

Dimensions



		a (mm)	a (in.)	b (mm)	b (in.)
		40	1.57	30	1.18
ZBE.....	ZBV.....				
		45	1.77	32	1.26
ZBE.....3	ZBV.....3				
		40	1.57	30	1.18
ZBE.....4	ZBV.....4				
		50	1.97	30	1.18
ZBE.....5	ZBV.....5				
		40	1.57	30	1.18
ZBE.....9	ZBV.....9				
		40	1.57	30	1.18
ZBRT..	ZBRV1				




Offer Marketing Illustration

Product benefits / Features

---

### Features Harmony XB4








-  Quick and easy assembly and disassembly
-  Various types of connection: screw clamp, connector, Faston connector, spring terminal, or printed circuit board
-  Excellent mechanical connection with operator head
-  Large set of accessories to customize your panels
-  Robustness to withstand harsh environments

Image of product / Alternate images

Alternative

---

