


Product data sheet

Specifications



Pilot light, Harmony XB4, metal, green, 22mm, plain lens with BA9s bulb, It 250V

XB4BV63

Product availability: Stock - Normally stocked in distribution facility

Price*: 51.00 USD

Main

Range of Product	Harmony XB4
Product or Component Type	Pilot light
Device short name	XB4
Bezel material	Chromium plated metal
Fixing collar material	Zamak
Head type	Standard
Mounting diameter	0.9 in (22.5 mm)
Sale per indivisible quantity	1
Shape of signaling unit head	Round
Cap/operator or lens colour	Green
Operator additional information	With plain lens
Light source	Bulb not included
Bulb base	BA 9s
Light block supply	Direct <2.4 W
[Us] rated supply voltage	<= 250 V

Complementary

Height	1.9 in (47 mm)
Width	1.2 in (30 mm)
Depth	2.2 in (55 mm)
Terminals description ISO n°1	(X1-X2)PL
Net Weight	0.165 lb(US) (0.075 kg)
Resistance to high pressure washer	1015.3 psi (7000000 Pa) 131.000000000 °F (55 °C) 0.1 m
Connections - terminals	Screw clamp terminals, <= 2 x 1.5 mm ² with cable end IEC 60947-1 Screw clamp terminals, 1 x 0.22...2 x 2.5 mm ² without cable end IEC 60947-1
[U _i] rated insulation voltage	250 V 3)IEC 60947-1
[U _{imp}] rated impulse withstand voltage	4 kV IEC 60947-1
Signalling type	Steady
Device presentation	Complete product

Price is "List Price" and may be subject to a trade discount – check with your local distributor or retailer for actual price.

Environment

protective treatment	TH
Ambient Air Temperature for Storage	-40.0000000000...158.0000000000 °F (-40...70 °C)
Ambient Air Temperature for Operation	-40.0000000000...131.0000000000 °F (-40...55 °C)
Electrical shock protection class	Class I IEC 60536
IP degree of protection	IP66 IEC 60529 IP67 IP69 IP69K
NEMA degree of protection	NEMA 13 NEMA 4X
IK degree of protection	IK06 conforming to IEC 50102
Standards	CSA C22.2 No 14 IEC 60947-5-4 JIS C8201-5-1 IEC 60947-5-1 IEC 60947-5-5 IEC 60947-1 UL 508 JIS C8201-1
Product Certifications	UL Listed CSA
Vibration resistance	5 gn 12...500 Hz)IEC 60068-2-6
Shock resistance	30 gn 18 ms) half sine wave acceleration IEC 60068-2-27 50 gn 11 ms) half sine wave acceleration IEC 60068-2-27

Ordering and shipping details

Category	US10CS222468
Discount Schedule	0CS2
GTIN	3389110887181
Returnability	Yes
Country of origin	FR

Packing Units

Unit Type of Package 1	PCE
Number of Units in Package 1	1
Package 1 Height	1.3 in (3.4 cm)
Package 1 Width	2.1 in (5.4 cm)
Package 1 Length	3.5 in (8.8 cm)
Package 1 Weight	2.6 oz (74 g)
Unit Type of Package 2	BB1
Number of Units in Package 2	5
Package 2 Height	3.5 in (8.8 cm)
Package 2 Width	1.3 in (3.4 cm)
Package 2 Length	10.4 in (26.5 cm)
Package 2 Weight	13.05 oz (370 g)
Unit Type of Package 3	S03

Number of Units in Package 3	150
Package 3 Height	11.8 in (30 cm)
Package 3 Width	11.8 in (30 cm)
Package 3 Length	15.7 in (40 cm)
Package 3 Weight	25.699 lb(US) (11.657 kg)

Contractual warranty

Warranty	18 months
-----------------	-----------

Sustainability

Green Premium™ label is Schneider Electric's commitment to delivering products with best-in-class environmental performance. Green Premium promises compliance with the latest regulations, transparency on environmental impacts, as well as circular and low-CO₂ products.

Guide to assessing product sustainability is a white paper that clarifies global eco-label standards and how to interpret environmental declarations.

[Learn more about Green Premium >](#)

[Guide to assess a product's sustainability >](#)



Transparency RoHS/REACH

Well-being performance

Mercury Free

Rohs Exemption Information Yes

Certifications & Standards

Reach Regulation [REACH Declaration](#)

Eu Rohs Directive Pro-active compliance (Product out of EU RoHS legal scope)

China Rohs Regulation [China RoHS declaration](#)

Environmental Disclosure [Product Environmental Profile](#)

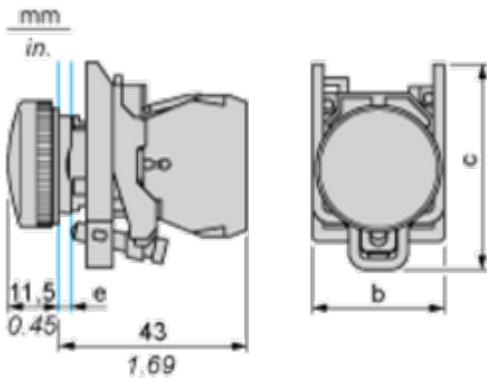
Weee The product must be disposed on European Union markets following specific waste collection and never end up in rubbish bins.

Circularity Profile [End of Life Information](#)

California Proposition 65 "WARNING: This product can expose you to chemicals including: Lead and lead compounds, which is known to the State of California to cause cancer and birth defects or other reproductive harm. For more information go to www.P65Warnings.ca.gov"

Dimensions Drawings

Dimensions



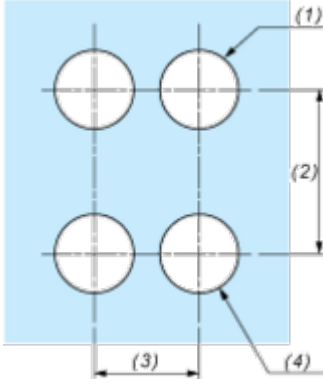
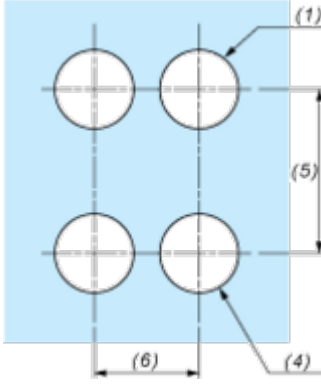
e : clamping thickness: 1 to 6 mm / 0.04 to 0.24 in.

b : 30 mm / 1.18 in.

c : 46.5 mm / 1.83 in.

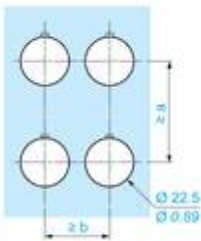
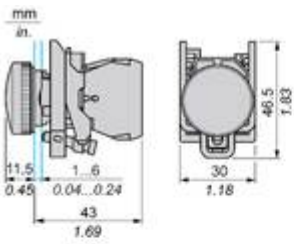
Mounting and Clearance

Panel Cut-out for Pushbuttons, Switches and Pilot Lights (Finished Holes, Ready for Installation)

Connection by Screw Clamp Terminals or Plug-in Connectors or on Printed Circuit Board	Connection by Faston Connectors
	
<p>(1) Diameter on finished panel or support</p> <p>(2) 40 mm min. / 1.57 in. min.</p> <p>(3) 30 mm min. / 1.18 in. min.</p> <p>(4) $\varnothing 22.5 \text{ mm} / 0.89 \text{ in. recommended } (\varnothing 22.3 \text{ mm }_0^{+0.4} / 0.88 \text{ in. }_0^{+0.016})$</p> <p>(5) 45 mm min. / 1.78 in. min.</p> <p>(6) 32 mm min. / 1.26 in. min.</p>	

Technical Illustration

Dimensions





		a (mm)	a (in.)	b (mm)	b (in.)
		40	1.57	30	1.18
ZBE.....	ZBV.....				
		45	1.77	32	1.26
ZBE.....3	ZBV.....3				
		40	1.57	30	1.18
ZBE.....4	ZBV.....4				
		50	1.97	30	1.18
ZBE.....5	ZBV.....5				
		40	1.57	30	1.18
ZBE.....9	ZBV.....9				
		40	1.57	30	1.18
ZBRT..	ZBRV1				


Offer Marketing Illustration


Product benefits / Features


Features Harmony XB4



 Quick and easy assembly and disassembly

 Various types of connection: screw clamp, connector, Faston connector, spring terminal, or printed circuit board

 Excellent mechanical connection with operator head

 Large set of accessories to customize your panels


 Robustness to withstand harsh environments

Image of product / Alternate images

Alternative

