

Product data sheet

Specifications



TeSys Deca thermal overload relays - 17...25 A - class 10A

LRD325

Product availability: Stock - Normally stocked in distribution facility

Price*: 107.00 USD

Main

Range	TeSys TeSys Deca
Product name	TeSys LRD TeSys Deca
Product or Component Type	Differential thermal overload relay
Device short name	LRD
relay application	Motor protection
Product Compatibility	LC1D40A LC1D65A LC1D50A
network type	DC AC
Thermal overload class	Class 10A IEC 60947-4-1
Thermal protection adjustment range	17...25 A
[U] rated insulation voltage	Power circuit 600 V CSA Power circuit 600 V UL Power circuit 690 V IEC 60947-4-1

Complementary

Network Frequency	0...400 Hz
Mounting support	Plate, with specific accessories Rail, with specific accessories Under contactor
Tripping threshold	1.14 +/- 0.06 I _r IEC 60947-4-1
Auxiliary contact composition	1 NO + 1 NC
[I _{th}] conventional free air thermal current	5 A signalling circuit
Permissible current	0.95 A 380 V AC-15 signalling circuit 0.06 A 440 V DC-13 signalling circuit
[U _e] rated operational voltage	690 V AC 0...400 Hz power circuit IEC 60947-4-1
Associated fuse rating	4 A gG for signalling circuit 4 A BS for signalling circuit
[U _{imp}] rated impulse withstand voltage	6 kV
Phase failure sensitivity	Tripping current 130 % of I _r on two phase, the last one at 0
Control type	Red push-button stop Blue push-button reset
Temperature compensation	-4.0000000000...140.0000000000 °F (-20...60 °C)

Price is "List Price" and may be subject to a trade discount – check with your local distributor or retailer for actual price.

Connections - terminals	Control circuit screw clamp terminals 2 0.002...0.004 in ² (1...2.5 mm ²) flexible without cable end Control circuit screw clamp terminals 2 0.002...0.004 in ² (1...2.5 mm ²) flexible with cable end Control circuit screw clamp terminals 2 0.002...0.004 in ² (1...2.5 mm ²) solid without cable end Power circuit EverLink BTR screw connectors 1 0.002...0.05 in ² (1...35 mm ²) flexible without cable end Power circuit EverLink BTR screw connectors 1 0.002...0.05 in ² (1...35 mm ²) flexible with cable end Power circuit EverLink BTR screw connectors 1 0.002...0.05 in ² (1...35 mm ²) solid without cable end
Tightening torque	Control circuit 15.05 lbf.in (1.7 N.m) screw clamp terminals Power circuit 44.3 lbf.in (5 N.m) EverLink BTR screw connectors
Height	2.8 in (70 mm)
Width	2.2 in (55 mm)
Depth	4.8 in (123 mm)
Net Weight	0.827 lb(US) (0.375 kg)

Environment

Climatic withstand	IACS E10
IP degree of protection	IP20 conforming to IEC 60529
Ambient air temperature for operation	-4.0000000000...140.0000000000 °F (-20...60 °C) without derating IEC 60947-4-1
Ambient Air Temperature for Storage	-76.0000000000...158.0000000000 °F (-60...70 °C)
Flame retardance	V1 conforming to UL 94
Mechanical robustness	Shocks 15 Gn for 11 ms IEC 60068-2-7 Vibrations 4 gn IEC 60068-2-6
Dielectric strength	1.89 kV 50 Hz IEC 60947-1
Standards	EN/IEC 60947-4-1 EN/IEC 60947-5-1 UL 60947-4-1 UL 60947-5-1 CSA C22.2 No 60947-4-1 CSA C22.2 No 60947-5-1 GB/T 14048.4 GB/T 14048.5 EN 50495
Product Certifications	IEC UL CSA CCC EAC DNV-GL RMRS EU-RO MR LROS (Lloyds register of shipping) ATEX INERIS UKCA

Ordering and shipping details

Category	US10I1222347
Discount Schedule	0I12
GTIN	3389119215473
Returnability	Yes
Country of origin	US

Packing Units

Unit Type of Package 1	PCE
Number of Units in Package 1	1
Package 1 Height	2.362 in (6.000 cm)
Package 1 Width	4.331 in (11.000 cm)
Package 1 Length	5.512 in (14.000 cm)
Package 1 Weight	13.757 oz (390.000 g)
Unit Type of Package 2	S02
Number of Units in Package 2	13
Package 2 Height	5.906 in (15.000 cm)
Package 2 Width	11.811 in (30.000 cm)
Package 2 Length	15.748 in (40.000 cm)
Package 2 Weight	11.958 lb(US) (5.424 kg)
Unit Type of Package 3	P06
Number of Units in Package 3	208
Package 3 Height	29.528 in (75.000 cm)
Package 3 Width	23.622 in (60.000 cm)
Package 3 Length	31.496 in (80.000 cm)
Package 3 Weight	213.628 lb(US) (96.900 kg)

Contractual warranty

Warranty	18 months
----------	-----------

Sustainability

Green Premium™ label is Schneider Electric's commitment to delivering products with best-in-class environmental performance. Green Premium promises compliance with the latest regulations, transparency on environmental impacts, as well as circular and low-CO₂ products.

Guide to assessing product sustainability is a white paper that clarifies global eco-label standards and how to interpret environmental declarations.


[Learn more about Green Premium >](#)

[Guide to assess a product's sustainability >](#)



Sustainable Packaging Transparency RoHS/REACH


Resource performance


 Sustainable Packaging

Well-being performance

 Reach Free Of Svhc

 Toxic Heavy Metal Free

 Mercury Free

 Rohs Exemption Information Yes

Certifications & Standards

Eu Rohs Directive Compliant
[EU RoHS Declaration](#)

China Rohs Regulation [China RoHS declaration](#)
Pro-active China RoHS declaration (out of China RoHS legal scope)

Environmental Disclosure [Product Environmental Profile](#)

Circularity Profile [End of Life Information](#)

California Proposition 65 WARNING: This product can expose you to chemicals including: Antimony oxide & Antimony trioxide, which is known to the State of California to cause cancer. For more information go to www.P65Warnings.ca.gov
