

# Product data sheet

Specifications



soft starter for asynchronous motor,  
Altistart 01, ATS01, 6A, 110 to  
480V, 0.75 to 3kW

ATS01N106FT

Product availability: Stock - Normally stocked in distribution facility

**Price\*: 138.00 USD**

## Main

Range of Product	Altistart 01
Product or Component Type	Soft starter
product destination	Asynchronous motors
Product Specific Application	Simple machine
Device short name	ATS01
Phase	1 phase
[Us] rated supply voltage	110...480 V - 10...10 %
Motor power kW	3 kW, 3 phase 400 V 0.75 kW, 3 phase 230 V 1.1 kW, 3 phase 230 V 2.2 kW, 3 phase 400 V 0.75 kW, 1 phase 230 V
Maximum Horse Power Rating	1 hp, 3 phase 230 V 2 hp, 3 phase 460 V 3 hp, 3 phase 460 V 0.5 hp, 3 phase 210 V 1.5 hp, 3 phase 230 V
IcL starter rating	6 A
Utilisation category	AC-53B EN/IEC 60947-4-2
Current consumption	30 A at nominal load
Type of start	Start with voltage ramp
Power dissipation in W	1 W at full load and at end of starting 31 W in transient state

## Complementary

Assembly style	With heat sink
Function Available	Integrated bypass
Supply voltage limits	99...528 V
Supply frequency	50...60 Hz - 5...5 %
Network Frequency	47.5...63 Hz
Output voltage	<= power supply voltage
[Uc] control circuit voltage	110 V AC +/- 10 % 30 mA 24 V AC/DC +/- 10 % 25 mA 240 V AC +/- 10 % 65 mA

Price is "List Price" and may be subject to a trade discount – check with your local distributor or retailer for actual price.

<b>Starting time</b>	1 s / 100 5 s / 20 Adjustable from 1 to 5 s
<b>Starting torque</b>	30...80 % of starting torque of motor connected directly on the line supply
<b>Discrete output current</b>	2 A DC-13 3 A AC-15
<b>Tightening torque</b>	7.08 lbf.in (0.8 N.m)
<b>Electrical connection</b>	Cage type connector - rigid 1 2.5 mm <sup>2</sup> AWG 14 control circuit Cage type connector - rigid with cable end 1 2.5 mm <sup>2</sup> AWG 14 power circuit Cage type connector - rigid without cable end 2 1 mm <sup>2</sup> AWG 17 control circuit Cage type connector - rigid without cable end 2 1 mm <sup>2</sup> AWG 17 power circuit Cage type connector - flexible with cable end 1 2.5 mm <sup>2</sup> AWG 14 control circuit Cage type connector - flexible with cable end 1 2.5 mm <sup>2</sup> AWG 14 power circuit Cage type connector - flexible without cable end 1 2.5 mm <sup>2</sup> AWG 14 control circuit Cage type connector - flexible without cable end 1 2.5 mm <sup>2</sup> AWG 14 power circuit Cage type connector - flexible with cable end 2 0.75 mm <sup>2</sup> AWG 18 control circuit Cage type connector - flexible with cable end 2 0.75 mm <sup>2</sup> AWG 18 power circuit Cage type connector - flexible without cable end 2 1 mm <sup>2</sup> AWG 17 control circuit Cage type connector - flexible without cable end 2 1 mm <sup>2</sup> AWG 17 power circuit
<b>marking</b>	CE
<b>Operating position</b>	Vertical +/- 10 degree
<b>Height</b>	3.9 in (100 mm)
<b>Width</b>	0.9 in (23 mm)
<b>Depth</b>	3.9 in (100 mm)
<b>Net Weight</b>	0.35 lb(US) (0.16 kg)
<b>Compatibility code</b>	ATS01N1
<b>Motor power range AC-3</b>	0.55...1 kW 200...240 V 3 phase 1.1...2 kW 380...440 V 3 phase 0.55...1 kW 200...240 V 1 phase 1.1...2 kW 200...240 V 3 phase 2.2...3 kW 380...440 V 3 phase
<b>Motor starter type</b>	Soft starter

## Environment

<b>Electromagnetic compatibility</b>	Conducted and radiated emissions level B CISPR 11 Conducted and radiated emissions level B IEC 60947-4-2 Damped oscillating waves level 3 IEC 61000-4-12 Electrostatic discharge level 3 IEC 61000-4-2 EMC immunity level 3 EN 50082-1 EMC immunity level B EN 50082-2 Harmonics level 3 IEC 1000-3-2 Harmonics level 3 IEC 1000-3-4 Immunity to conducted interference caused by radio-electrical fields level 3 IEC 61000-4-6 Immunity to electrical transients level 4 IEC 61000-4-4 Immunity to radiated radio-electrical interference level 3 IEC 61000-4-3 Micro-cuts and voltage fluctuation IEC 61000-4-11 Voltage/current impulse level 3 IEC 61000-4-5
<b>Standards</b>	EN/IEC 60947-4-2
<b>Product Certifications</b>	C-tick CCC CSA UL GOST
<b>IP Degree of Protection</b>	IP20
<b>Pollution degree</b>	2 EN/IEC 60947-4-2
<b>Vibration resistance</b>	1 gn 13...150 Hz)EN/IEC 60068-2-6 1.5 mm peak to peak 3...13 Hz)EN/IEC 60068-2-6
<b>Shock resistance</b>	15 gn 11 ms EN/IEC 60068-2-27

<b>Relative humidity</b>	5...95 % without condensation or dripping water EN/IEC 60068-2-3
<b>Ambient air temperature for operation</b>	14.0000000000...104.0000000000 °F (-10...40 °C) without derating) 104.0000000000...122.0000000000 °F (40...50 °C) with current derating of 2 % per °C)
<b>Ambient air temperature for storage</b>	-13.0000000000...158.0000000000 °F (-25...70 °C) EN/IEC 60947-4-2
<b>Operating altitude</b>	<= 3280.84 ft (1000 m) without derating > 3280.84 ft (1000 m) with current derating of 2.2 % per additional 100 m

## Ordering and shipping details

<b>Category</b>	US10I1122392
<b>Discount Schedule</b>	0I11
<b>GTIN</b>	3389110667141
<b>Returnability</b>	Yes
<b>Country of origin</b>	DE

## Packing Units

<b>Unit Type of Package 1</b>	PCE
<b>Number of Units in Package 1</b>	1
<b>Package 1 Height</b>	1.0 in (2.5 cm)
<b>Package 1 Width</b>	4.06 in (10.3 cm)
<b>Package 1 Length</b>	4.1 in (10.5 cm)
<b>Package 1 Weight</b>	6.3 oz (178.0 g)
<b>Unit Type of Package 2</b>	S02
<b>Number of Units in Package 2</b>	36
<b>Package 2 Height</b>	5.9 in (15.0 cm)
<b>Package 2 Width</b>	11.8 in (30.0 cm)
<b>Package 2 Length</b>	15.7 in (40.0 cm)
<b>Package 2 Weight</b>	14.804 lb(US) (6.715 kg)

## Contractual warranty

<b>Warranty</b>	18 months
-----------------	-----------

## Sustainability

**Green Premium™ label** is Schneider Electric's commitment to delivering products with best-in-class environmental performance. Green Premium promises compliance with the latest regulations, transparency on environmental impacts, as well as circular and low-CO<sub>2</sub> products.

**Guide to assessing product sustainability** is a white paper that clarifies global eco-label standards and how to interpret environmental declarations.

[Learn more about Green Premium >](#)

[Guide to assess a product's sustainability >](#)

## Well-being performance

✓ Reach Free Of Svhc

---

✓ Toxic Heavy Metal Free

---

✓ Mercury Free

---

✓ Rohs Exemption Information [Yes](#)

---

**Reach Regulation** [REACH Declaration](#)

---

**Eu Rohs Directive** Pro-active compliance (Product out of EU RoHS legal scope)  
[EU RoHS Declaration](#)

---

**China Rohs Regulation** [China RoHS declaration](#)

---

**Weee** The product must be disposed on European Union markets following specific waste collection and never end up in rubbish bins.

---

**California Proposition 65** WARNING: This product can expose you to chemicals including: Lead and lead compounds, which is known to the State of California to cause cancer and birth defects or other reproductive harm. For more information go to [www.P65Warnings.ca.gov](http://www.P65Warnings.ca.gov)

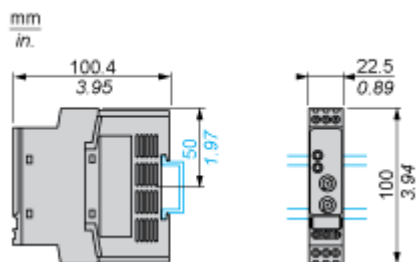
---

Dimensions Drawings

Dimensions

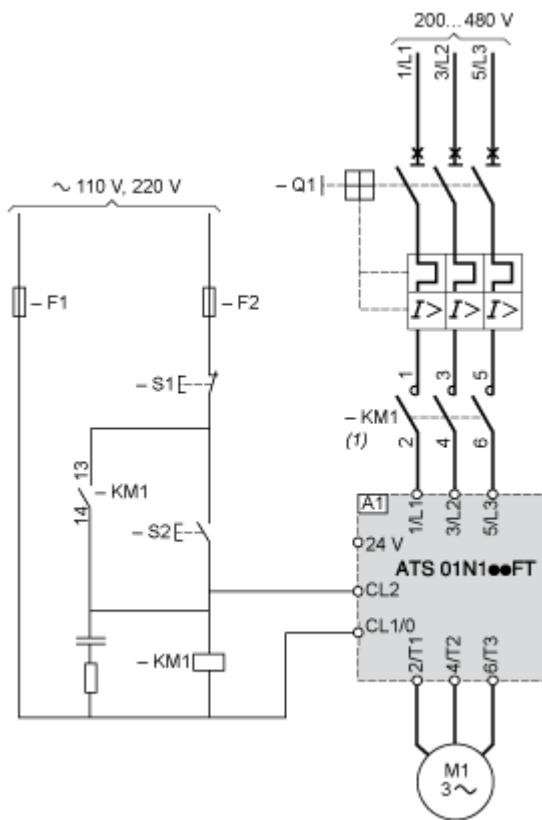
---

Mounting on Symmetrical (35 mm) Rail or Asymmetrical Rail with Adaptor RHZ 66



Connections and Schema

Example of 3-phase Power Supply Connection



(1) A line contactor must be used in the sequence.

A1 : Soft starter

Q1 : Motor circuit-breaker

KM1 : Contactors

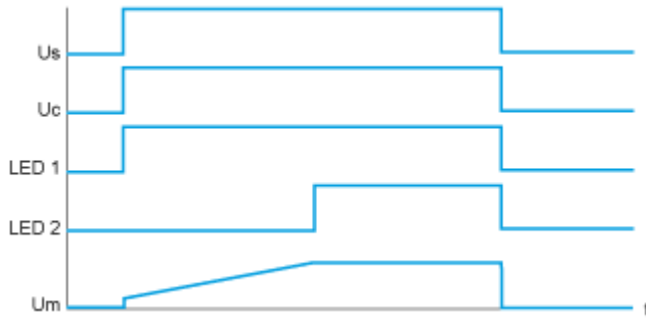
F1, F2 : Control protection fuses

S1, S2 : Pushbuttons

Technical Description

Function Diagram

---



$U_s$  : Power supply voltage

$U_c$  : Control supply voltage

LED 1 : Green LED

LED 2 : Yellow LED

$U_m$  : Motor voltage